

Wealth Disparity

*An Emerging Global
Issue*



*Faith Mueller, Bobby
Nutter, Michael DeFelice, Andrew
Berry*

Agenda

- Executive Summary
- Problem
- Opportunity
- Recommendations
- Implementation
- Assessment

YouTube Link: <https://youtu.be/PuNxuQd9PSU>

Executive Summary

Challenge

Should governments and/or corporate leaders be involved in disparity of wealth to diminish the imbalance of wealth?

Issues

Governments and Policies

Balance

Entrepreneur Motivation

Strategy

Government Contract Incentives

- Contract Rewards
- Employee Satisfaction/Compensation
 - Community Involvement

Oversight

- Government Compensation
 - Committees
 - Efficiencies

Impact

Value Distribution
Environmental Positivity
Resilient Communities

Encouragement and Guidance on Company Policies
in relation to size and location
Partnerships

Problem

Throughout the global economy, many organizations and leaders aim to redistribute wealth while maintaining some incentives for individuals to create wealth.

Key Factors:

1. Government and Policies
2. Balance
3. Entrepreneur Motivation



Current Situation

Opportunity

Recommendation

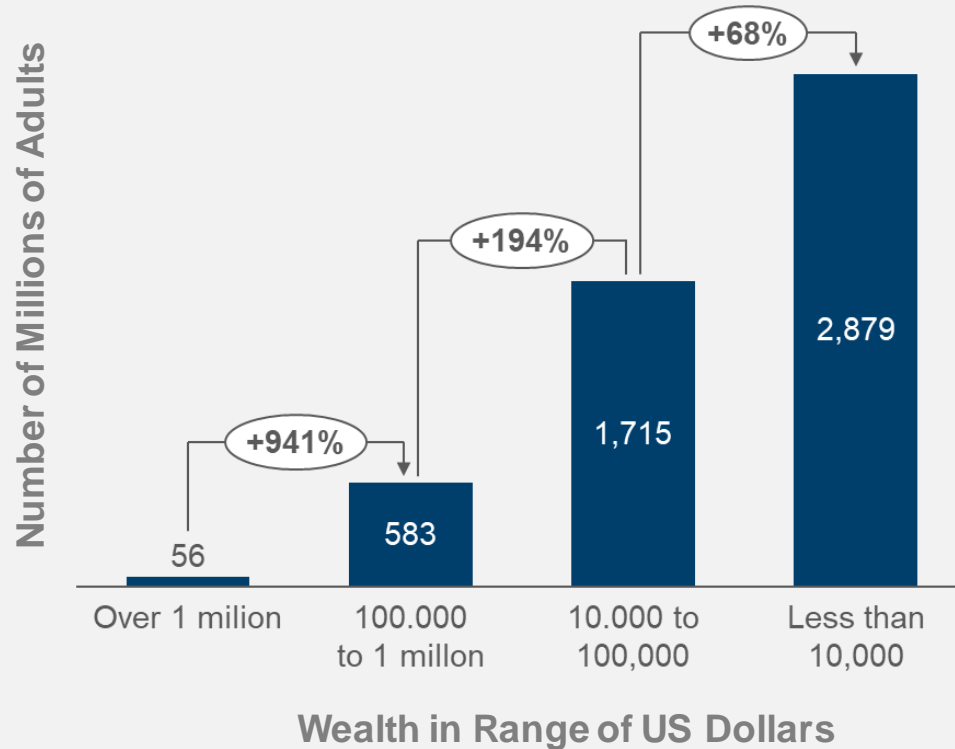
Implementation

Assessment

Opportunity

Distribution

Global wealth distribution in 2020, by net worth of individuals



Top 10 Countries with the Highest Average Wealth per Adult

1. Monaco
2. Liechtenstein
3. Switzerland
4. Bermuda
5. United States
6. Hong Kong
7. Australia
8. Luxembourg
9. Denmark
10. Belgium

Large variance of wealth on with similar average wealth per an Adult on the global scale

Current Situation

Opportunity

Recommendation

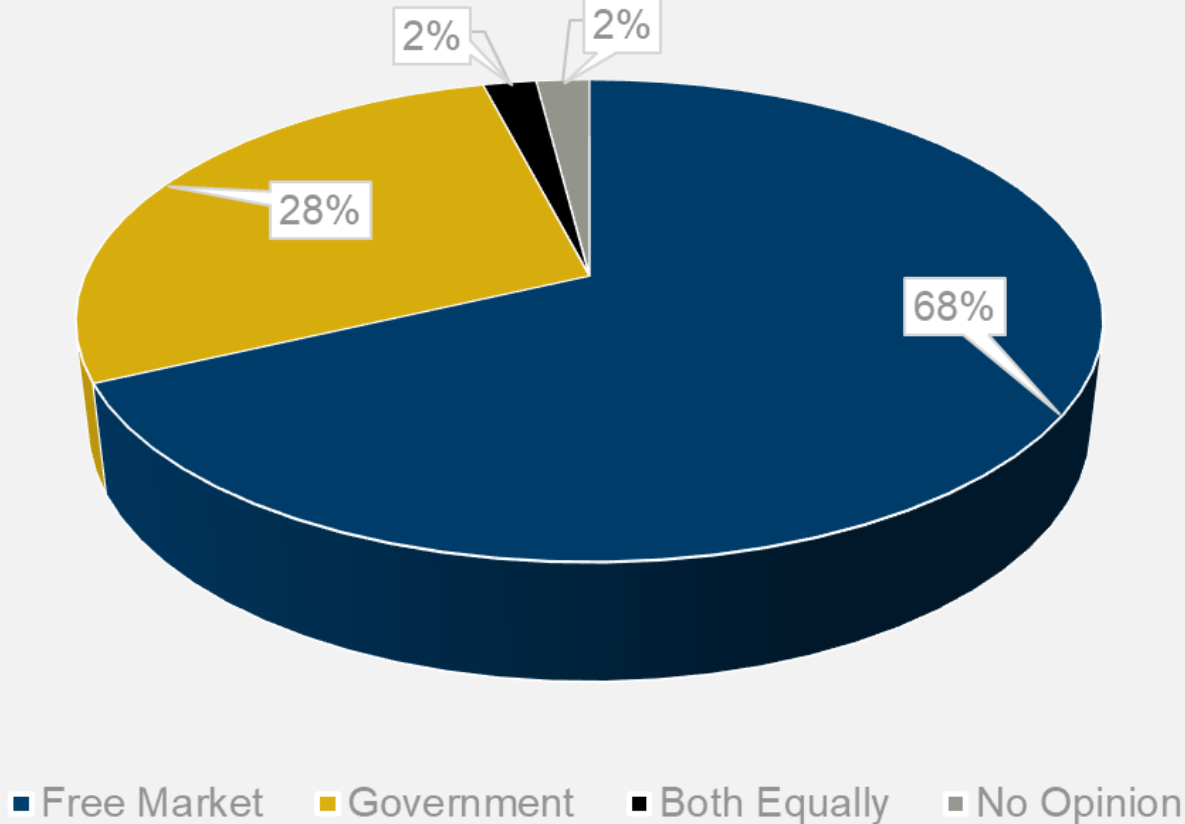
Implementation

Assessment

Influence

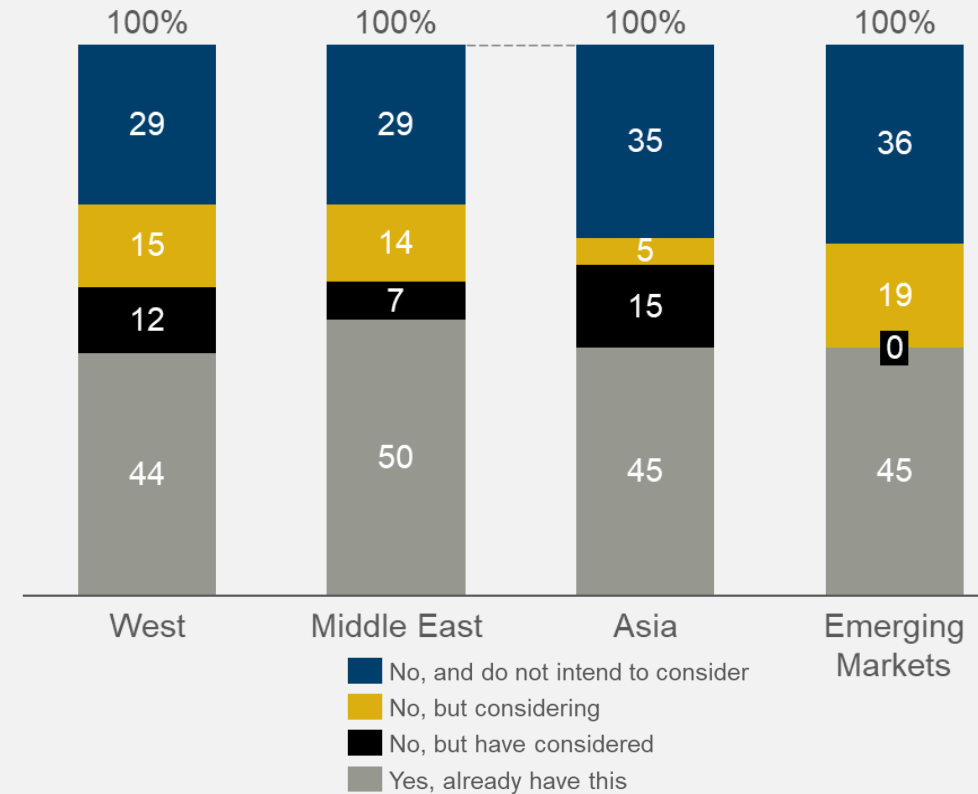
1. United States Public Opinion

Preference for the Distribution of Wealth



2. Inclusion Plans based on Global Region

Adoption of diversity and inclusion plans



Public opinion prefers no government regulation for the distribution of wealth while companies still struggle with inclusion on a large variable difference of wealth between ethnicities

Current Situation

Opportunity

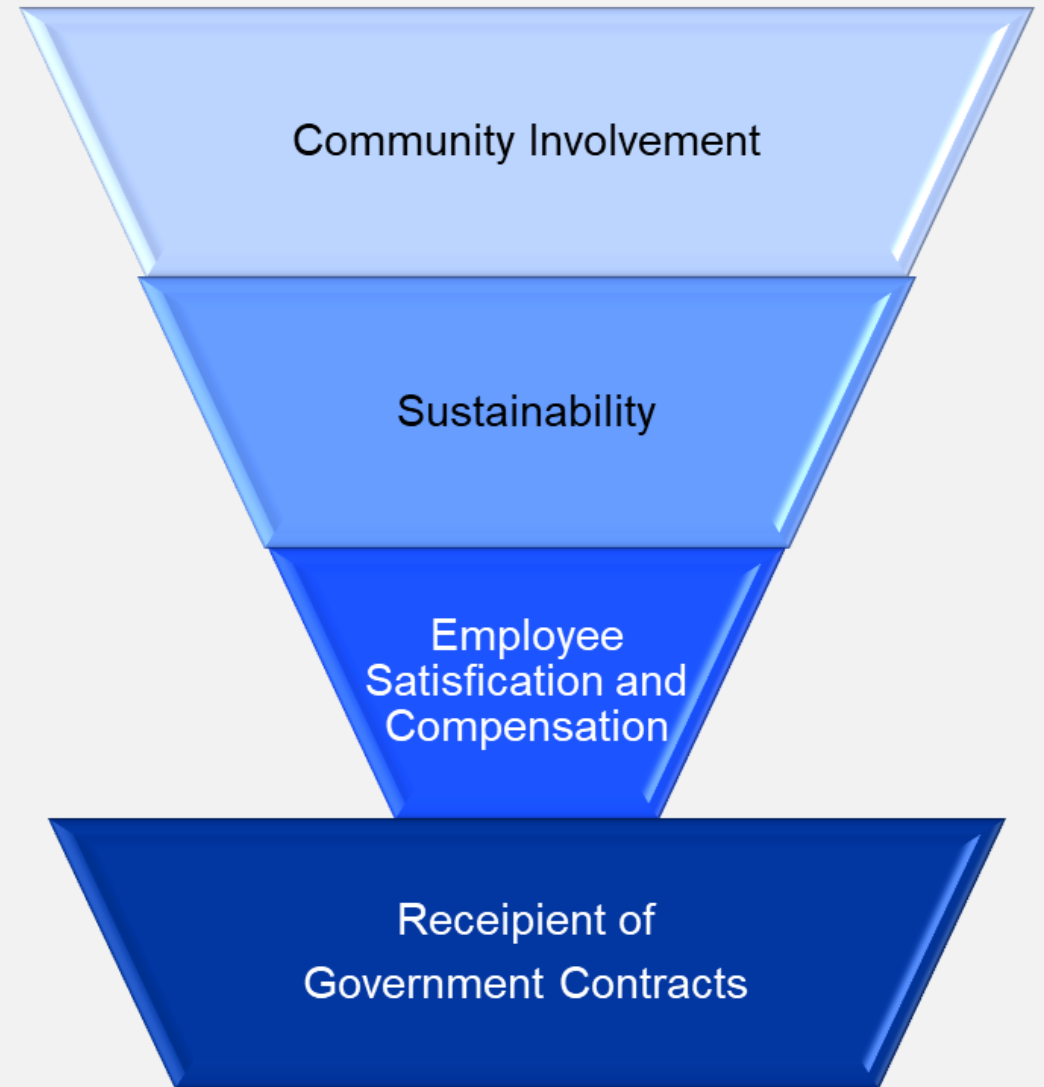
Recommendation

Implementation

Assessment

Recommendations

Incentive based Government Contracts



Current Situation	Opportunity	Recommendation	Implementation	Assessment
-------------------	-------------	----------------	----------------	------------

Oversight

Contract Administration and Audit Services

- *Administer, monitor, and evaluate contracts*

Strict Initial Governance (3 years)

- *Ensure Adherence to Contract Awardee Policy*

Unique Quarterly Audits of Participating Segments

- *Financial (Salaries)*
- *Customer Feedback*
- *Data Tracking (Diversity, Volunteerism, Program Effectiveness)*



Current Situation

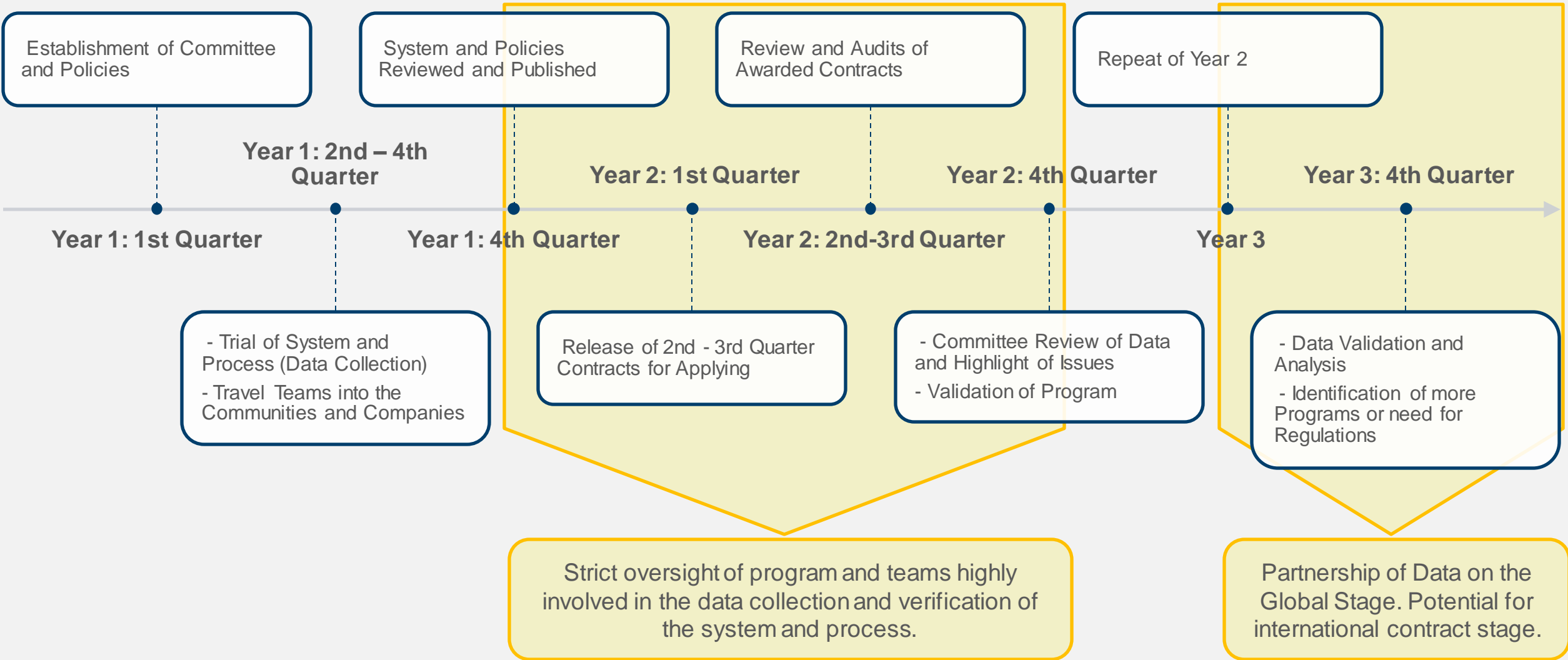
Opportunity

Recommendation

Implementation

Assessment

Implementation



Current Situation	Opportunity	Recommendation	Implementation	Assessment
-------------------	-------------	----------------	-----------------------	------------

Assessment

- Baseline performance matrix
- Must meet minimum threshold for consideration
- Total average score and individual section score will be largest deciding factors

Company A			
Subject	Score	Threshold	Average
Sustainability	80	70	77.5
Community Involvement	85	75	80
Employee Satisfaction & Compensation	87.5	75	85
Total	84.17	73.33	80.83

Current Situation

Opportunity

Recommendation

Implementation

Assessment

Assessment

- Post implementation survey with governments
- Collected data will be used for further analysis
- New baseline requirements will be found, and old ones will be tweaked
- Approval ratings will be implemented into survey to measure success/failure of new incentives

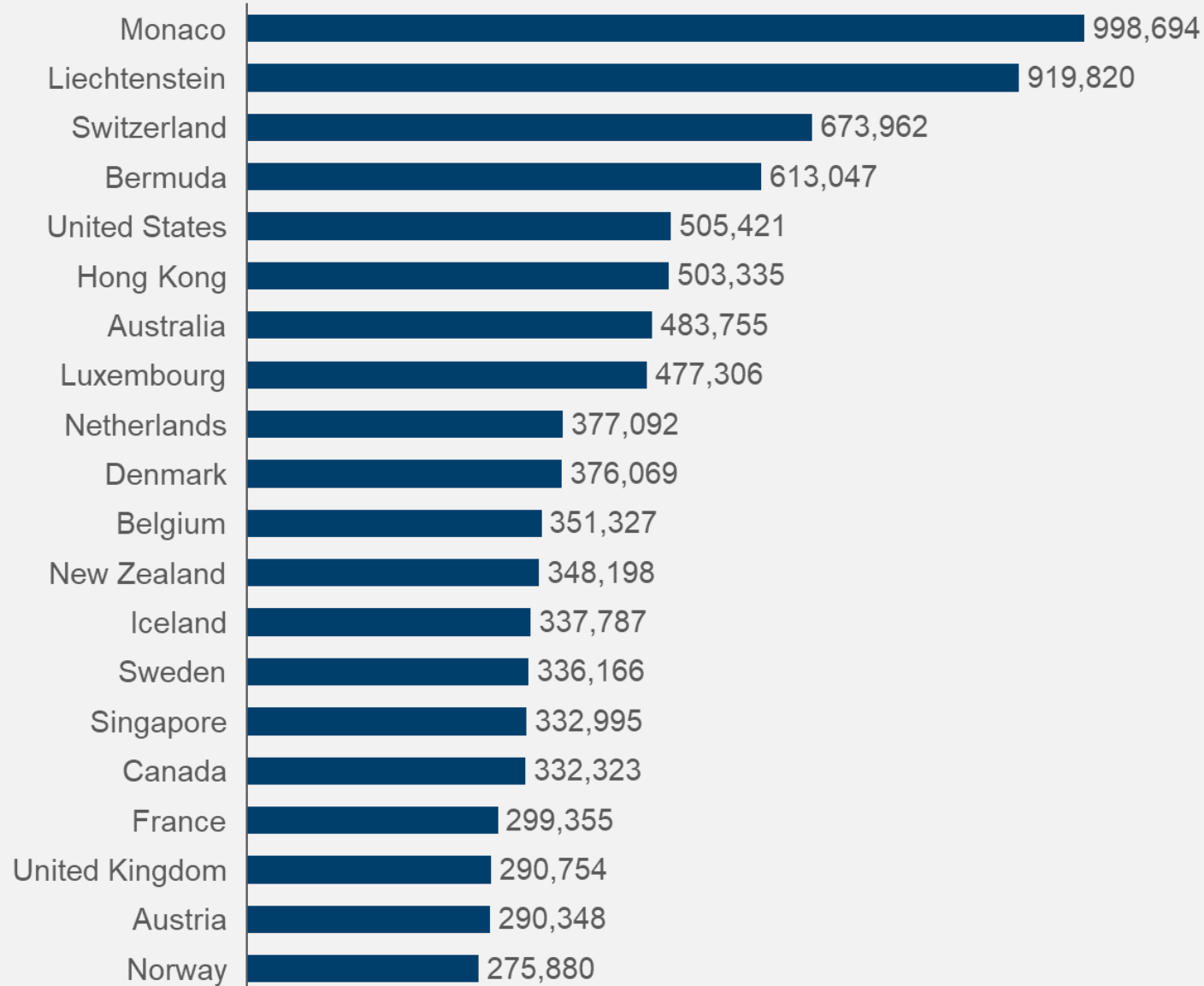
Closing Remarks



*Faith Mueller, Bobby
Nutter, Michael DeFelice, Andrew
Berry*

Appendix 1 – Countries with Highest Average Wealth per Adult in 2020

Average Wealth in US Dollars



References

- Credit Suisse. (July 15, 2021). Global wealth distribution in 2020, by net worth of individuals (in millions) [Graph]. In *Statista*. Retrieved December 16, 2021, from <https://www-statista-com.wvu.idm.oclc.org/statistics/203930/global-wealth-distribution-by-net-worth/>
- Credit Suisse. (June 22, 2021). Countries with the highest average wealth per adult in 2020 (in U.S. dollars) [Graph]. In *Statista*. Retrieved December 16, 2021, from <https://www-statista-com.wvu.idm.oclc.org/statistics/203941/countries-with-the-highest-wealth-per-adult/>
- Gallup Organization (2019). Gallup Poll, Question 43 [31116365.00044]. Gallup Organization. Cornell University, Ithaca, NY: Roper Center for Public Opinion Research.
- Invesco Ltd.. (July 20, 2020). Adoption of diversity and inclusion plans by sovereigns worldwide in 2020, by region [Graph]. In *Statista*. Retrieved December 17, 2021, from <https://www-statista-com.wvu.idm.oclc.org/statistics/1154784/global-adoption-diversity-inclusion-sovereigns/>
- US Census Bureau. (October 8, 2021). Median household income in the United States in 2020, by race or ethnic group (in U.S. dollars) [Graph]. In *Statista*. Retrieved December 17, 2021, from <https://www-statista-com.wvu.idm.oclc.org/statistics/233324/median-household-income-in-the-united-states-by-race-or-ethnic-group/>