






Case 2 Results




Division 			
	School	Points	Total Points
Winner	Kaiserslautern	7 + 30	67
	Düsseldorf	4	78
Winner	South Carolina	7 + 30	45
	McMaster	4	23
Winner	Laurier	7 + 30	111
	BiTS	4	45

Division BOMBARDIER			
	School	Points	Total Points
Winner	Münster	7 + 30	79
	NUS	4	79
Winner	Queen's	8 + 30	68
	Purdue	3	44
Winner	Nanyang	7 + 30	43
	Alberta	4	56

Division 			
	School	Points	Total Points
Winner	Paderborn	8 + 30	78
	Team Global	3	22
Winner	Laval	7 + 30	112
	Pepperdine	4	79
Winner	BEM-Bordeaux	8 + 30	68
	Windsor	3	10

Division 			
	School	Points	Total Points
Winner	Aalto	7 + 30	89
	Pittsburgh	4	56
Winner	Saint Mary's	8 + 30	101
	Maine	3	10
Winner	Manitoba	7 + 30	79
	Corvinus	4	34

Division 			
	School	Points	Total Points
Winner	UPBS	8 + 30	92
	Kent State	3	10
Winner	Calgary	8 + 30	115
	Brock	3	7
Winner	Otago	8 + 30	101
	Ryerson	3	44

Division 			
	School	Points	Total Points
Winner	Ben-Gurion	8 + 30	79
	Miami	3	66
Winner	Ottawa	8 + 30	57
	Dalhousie	3	9
Winner	John Molson	8 + 30	114
	Lund	3	44